


ADVANCED FEATURES OF TOWER AIR CONDITIONER

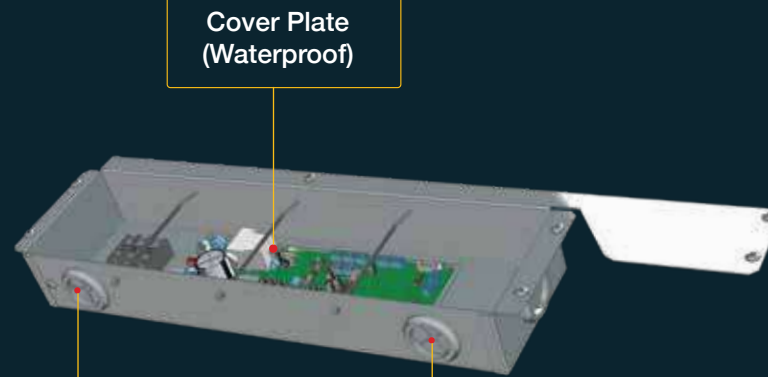
1 Waterproof

2 Insects Proof

3 Fireproof



Bldc Motor
2tr, 3tr & 4tr Models
New Features Usps
Most Brands Using Ac




Cover Plate
(Waterproof)

(Insects Proof
Rubber Gasket)

All The Corners
Fixed With
Silver Tape (Fireproof)




Detachable
Intake Grill



Ratproof
Board

Remove Metal To
Install Ratproof Board

TOWER AIR CONDITIONER SPECIFICATION

Model Number		Type	INVERTER		
		IDU	TAY-SE24VG	TAY-SE36VG	TAY-SE48VG
		ODU	TBY-SE24VG	TBY-SE36VG	TBY-SE48VG
Performance	Capacity Full Load	W	6820	10600	13350
	Power Full Load	W	2245	3900	4751
	Current	A	10.25	17.8	21.45
	ISEER		3.9	3.5	3.6
	Star Rating (Existing BEE Table)		 3 Star	 3 Star	 3 Star
Electrical Data	Voltage	V/Phase/Freq	230/1PH/50Hz	230/1PH/50Hz	230/1PH/50Hz
	Supply From		Outdoor Driven	Outdoor Driven	Outdoor Driven with RS - 485 Communication
Indoor Air Flow		CMH	1490 (High)	1800 (High)	1800 (High)
Indoor Noise(H/M/L)		dBA	40/41/45	43/48/50	43/48/51
IDU Dimension	Net Dim(Dx WxH)	mm	386 x 600 x 1850	386 x 600 x 1850	386 x 600 x 1850
	Packing Dim(DxWxH)	mm	490 x 703 x 1942	490 x 703 x 1942	490 x 703 x 1942
	Net / Gross Weight	Kg	56/67	57/69	59/71
Outdoor Noise Level Rated		dBA	60	61	66
ODU Dimension	Net Dim(DxWx H)	mm	281X781X555	310X852X692	380X1030X790
	Packing Dim(DxWxH)	mm	375X905X590	440X1033X742	445X1100X800
	Net / Gross Weight	Kg	31/34	42/47	64/68
Refrigerant Type			R32	R32	R32
Connecting Pipe	Liquid and Gas Side Dia	Dia	1/4",5/8"	3/8", 5/8"	3/8", 5/8"
	Maximum Length	m	25m	30m	30m
	Maximum Elevation	m	15m	15m	15m
Ambient Operating Range		°C	48	48	48